

☰ Subscribing to an ArbiterSports Calendar Feed

Explore other [articles](#) and [discussions](#) on this topic.

Subscribing to an ArbiterSports Calendar Feed

This article provides instructions on how to integrate your ArbiterSports schedule with your personal calendar by using an iCal URL.

🕒 Aug 23, 2019 • Knowledge

Content

Sections:

[iCal URL for Officials](#)

[iCal URL for Assigners](#)

[How To Sync Your Schedule with Different Calendars](#)

[iCal URL for Officials](#)

Updates to your schedule are automatically synced to your calendar. After you send yourself the iCal feed, please see the [How To Sync Your Schedule with Different Calendars](#) section for further instructions.

1. *Sign* in to [ArbiterSports \(https://www.arbitersports.com/\)](https://www.arbitersports.com/) as an official and go to the **Profile** tab.
2. *Click* on the **Preferences** sub-tab.
3. Under Calendar Sync, *click* on the "**Send Email**" button located to the right-hand side.

ArbiterSports Alexcis Howard (Official) Alexcis Test Account (111557)

MAIN SCHEDULE EVALUATIONS PAYMENTS BLOCKS LISTS REPORTS REFLOCKER **PROFILE**

Information **Preferences** Password Sharing

Need Help?

Save Cancel

User Preferences

Alerts

Check the boxes below to receive alerts. Only valid phone numbers with a carrier selected will be displayed below.

	Game Reminder	New Game	New Event	Game Change	Unassigned	Event Reminder
com	<input checked="" type="checkbox"/>	<input checked="" type="checkbox"/>	<input checked="" type="checkbox"/>	<input checked="" type="checkbox"/>	<input checked="" type="checkbox"/>	<input checked="" type="checkbox"/>
.14	<input checked="" type="checkbox"/>	<input checked="" type="checkbox"/>	<input checked="" type="checkbox"/>	<input checked="" type="checkbox"/>	<input checked="" type="checkbox"/>	<input checked="" type="checkbox"/>

Alert Types

Game Reminder: Reminder message of upcoming games
 New Game: Notification that you have been assigned a new game
 New Event: Notification that you have been invited to an event through ArbiterSports
 Game Change: Notification that a game you are assigned to has been changed
 Unassigned: Notification that you have been unassigned from a game
 Event Reminder: Reminder of an upcoming event you are attending

Calendar Sync

Receive an email with a link to set up your iCal feed. [Learn more](#)

Send Email

Other

Time Zone: (Specify the time Zone that you are in. Applicable dates will be adjusted based upon this time zone.) (UTC -07:00) Mountain Time

Page Size: (When viewing grids of data, this value is used to determine how many rows are visible at a time.) 20

Date Range: (Used to only show data that is within your season.) 11/22/2017 To 12/30/2025

Default Printing Format (Used to print a report with this format.) Adobe Acrobat Format (.pdf)

Save Cancel

4. The page will load for a few seconds and refresh. You will receive an email from ArbiterSports with the iCal URL that you will use for your calendar. See the instructions in the section below for instructions on how to sync your calendars.

iCal URL for Assigners

Important note for Assigners: The iCal feed will only sync all games you are assigned to as an official. This will NOT sync your entire master schedule for your assigning group.

Updates to your schedule are automatically synced to your calendar. After you send yourself the iCal feed, please see the **How To Sync Your Schedule with Different Calendars** section for further instructions.

1. Sign into ArbiterSports (<https://www.arbitersports.com/>) and go to the **Settings** tab.
2. Click on the **Preferences** sub-tab.
3. Under Calendar Sync, click on the **"Send Email"** button located to the right-hand side.

ArbiterSports

Alexcis Howard (Admin)
 Alexcis Test Account (111557)

MY GROUP ASSIGNING USERS PAYROLL CENTRAL HUB VIDEO TESTING REPORTS **SETTINGS**

Permission **Preferences** License Maintenance Global Filter Information Password

Need Help? ?

Save Cancel

Calendar Sync

Receive an email with a link to set up your iCal feed. [Learn more](#) **Send Email**

Other

Time Zone:
 (Specify the time Zone that you are in. Applicable dates will be adjusted based upon this time zone.) (UTC -07:00) Mountain Time

4. The page will load for a few seconds and refresh. You will receive an email from ArbiterSports with the iCal URL that you will use for your calendar. See the instructions in the section below for instructions on how to sync your calendars.

How To Sync Your Schedule with Different Calendars:

Apple – MacBook

Apple iPhone

Microsoft Outlook 2010 – Windows

Yahoo Calendar

Google Calendar & Android Devices

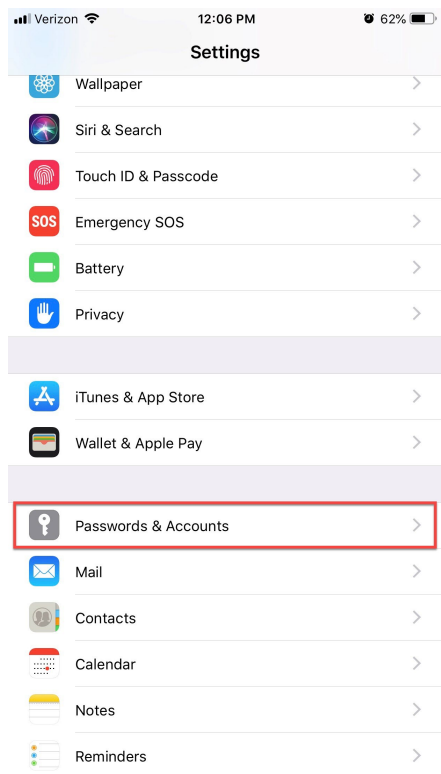
AOL Calendar

Apple – MacBook:

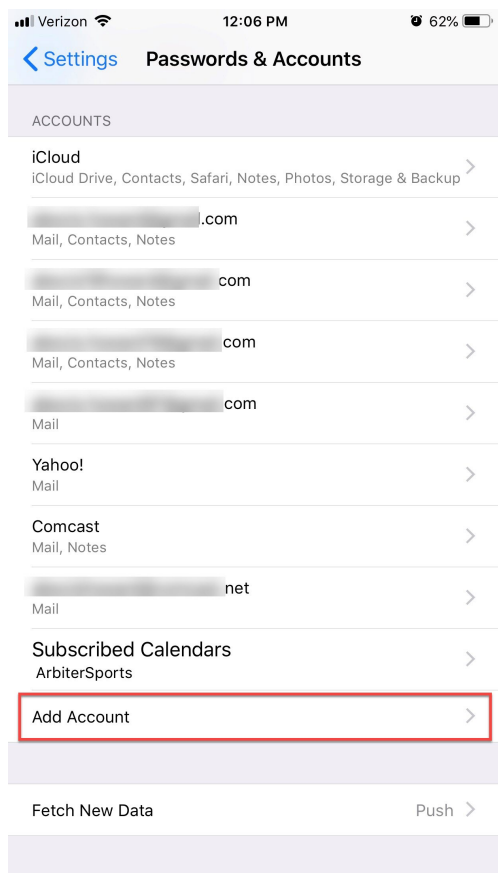
1. *Open Calendar.*
2. *Click on File and select the New Calendar Subscription option.*
3. *Copy and paste the iCal URL and then click Subscribe.*

Apple iPhone


1. On the iPhone, *navigate to Settings.*
2. *Select Passwords and Accounts.*



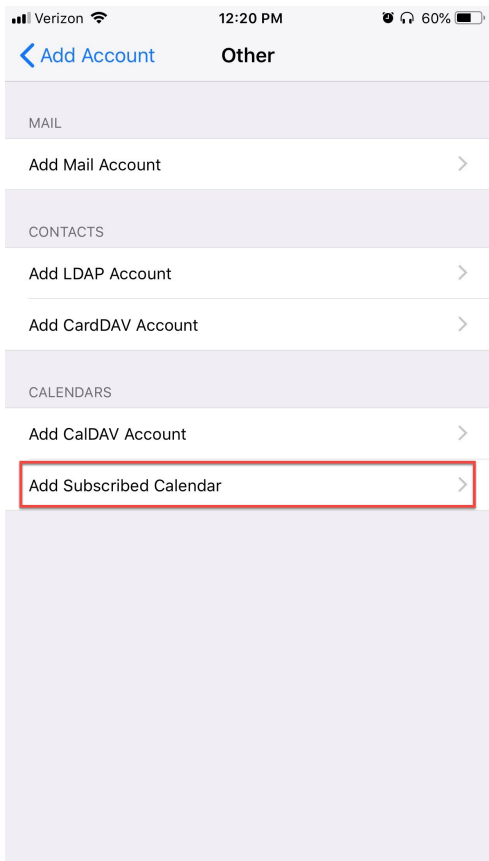
3. **Select Add Account** under the Accounts section.



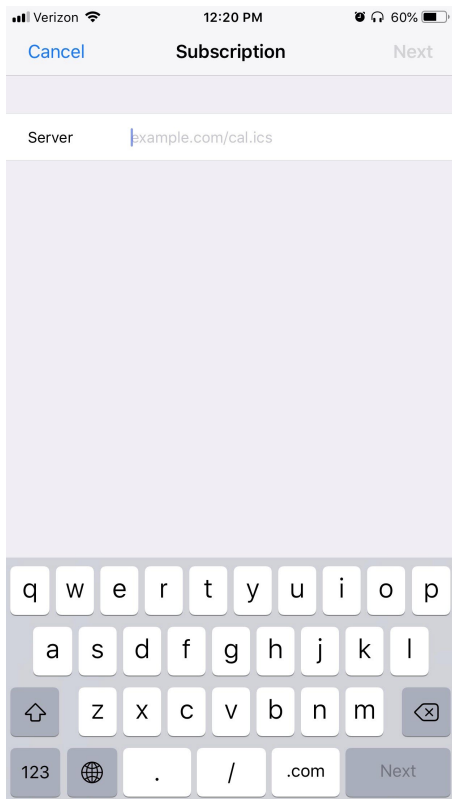
4. **Select Other.**



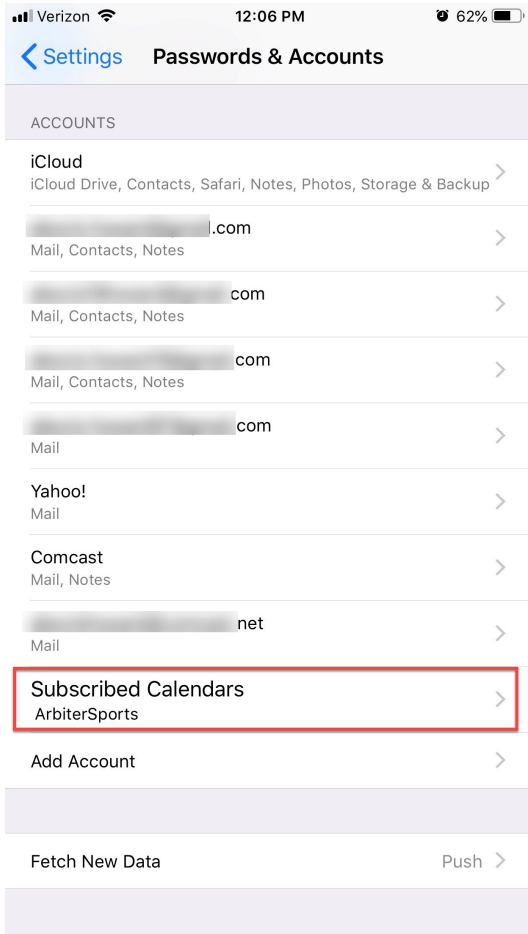
5. *Select* Add Subscribed Calendar.



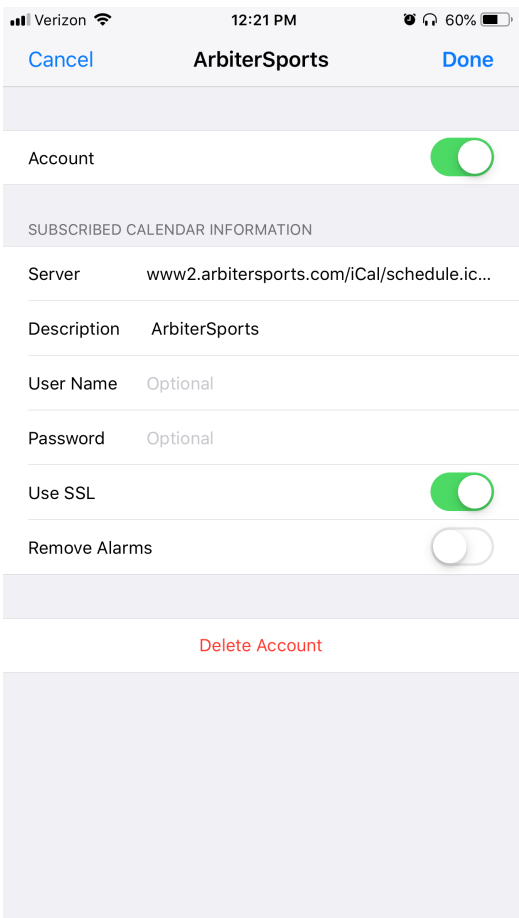

6. Enter the **full URL** to the Server field. (It might be easier to email yourself the link and then copy and paste it on the iPhone). Then, tap **Next**.




7. Click **Save** after the calendar has downloaded.

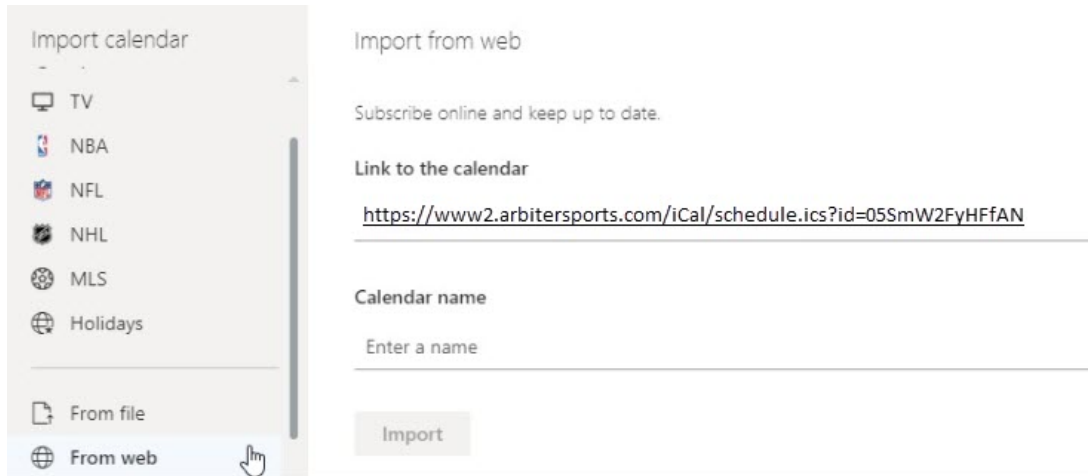


That's it. Your new calendar will appear, and you can choose to show or hide it by selecting or deselecting the "Account" option in the calendar settings.



Microsoft Outlook 2010 – Windows

1. In Outlook, go to the bottom of the page and *click* on the **calendar** icon  .
2. In the navigation pane, *select* **Import calendar**.
3. Under Import calendar, *select* **From the web**.
4. Under Link to the calendar, paste your ArbiterSports iCal URL from the email.
5. Under Calendar name, *type* the **name** you want to use for the calendar.
6. *Select* **Import**.

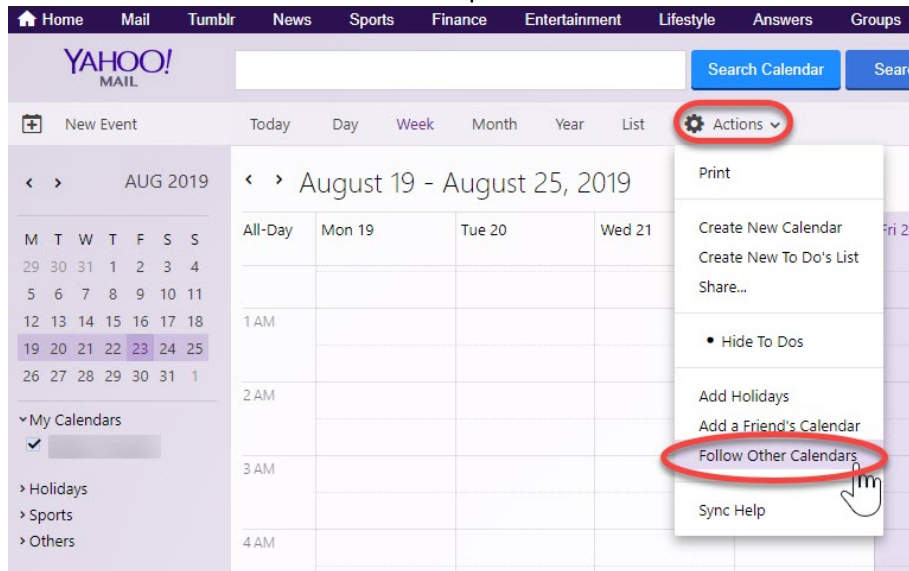


Please note that every Outlook Server's settings are different and some settings may prohibit the download of a subscription-based calendar. As an alternative, download the schedule by following the "Download the CSV File" instructions.

Yahoo Calendar

1. Go to **<http://www.yahoo.com/calendar>** (**<http://www.yahoo.com/calendar>**) and sign in.
2. *Click* on the **Calendar** button in the top left.
3. *Click* on **Actions**.

4. Select the **Follow Other Calendars** option.



5. Enter the **URL** from the email into the iCal Address field and select **Continue** (please also note that you may name your calendar on this screen).

✕

ArbiterSports Schedule

iCal Address

Color

Refresh

Remind

The new calendar will now appear and is accessible from the Calendars menu located on the left-hand side of the screen.

Google Calendar & Android Devices

1. Go to <http://www.google.com/calendar> (<http://www.google.com/calendar>) and sign in.
2. Click on the drop-down arrow in the **Other Calendars** box located at the bottom of the menu located on the left.
3. Select the **Add by URL** option.
4. Enter the iCal URL above into the URL field and select **Add Calendar**.

****To display your calendar on your Android device, please ensure that your Google calendar is visible and synced within your device's calendar settings.****

AOL Calendar

1. Go to <https://mail.aol.com> (<https://mail.aol.com>) and sign in.
2. Select the Calendar option located at the left-hand side.
3. Click on the **More Actions icon** at the top right of the calendar.
4. Select the **Subscribe to a Calendar** option.
5. Enter the iCal URL and click on **Subscribe**. *A Calendar name can also be typed in during this process.*

End of article content.

ArbiterMobile
(/officials/s/topic/0TO36000000HOc8...

Sort by:

Latest Posts ▼

🔍 Search this feed...



Alexis Howard (/officials/s/profile/00536000005TWG2AAO) (ArbiterSports) published this new Knowledge.
[August 23, 2019 at 3:39 PM \(/officials/s/feed/0D51Q000068d4LgSAI\)](/officials/s/feed/0D51Q000068d4LgSAI)

125 views



Like



Comment

Michael Denson (/officials/s/profile/0051Q0000QG6SwQAL) likes this.

Log In to Comment

Related Articles

Subscribing to iCal Feed (ArbiterGame) (/officials/s/article/Subscribing-to-iCal-Feed-ArbiterGame)

👁 1.68K

How To Set Preferences (/officials/s/article/How-To-Set-Preferences)

👁 8.2K

How to Follow Teams on ArbiterLive (/officials/s/article/How-to-Follow-Teams-on-ArbiterLive)

👁 2.77K

[How To Manage Your ArbiterLive Subscriptions \(/officials/s/article/How-To-Manage-Your-ArbiterLive-Subscriptions\)](/officials/s/article/How-To-Manage-Your-ArbiterLive-Subscriptions)

 704

[2020 Release Notes \(/officials/s/article/2020-Release-Notes\)](/officials/s/article/2020-Release-Notes)

 2.42K

Trending Articles

Declined Reason Code

[\(/officials/s/article/Declined-Reason-Code\)](/officials/s/article/Declined-Reason-Code)

Officials 1099's

[\(/officials/s/article/Officials-1099-s\)](/officials/s/article/Officials-1099-s)

Subscribing to an ArbiterSports Calendar Feed

[\(/officials/s/article/Subscribing-to-an-ArbiterSports-Calendar-Feed\)](/officials/s/article/Subscribing-to-an-ArbiterSports-Calendar-Feed)

Step 4: Blocking Dates and Times

[\(/officials/s/article/Blocking-Dates-and-Times\)](/officials/s/article/Blocking-Dates-and-Times)

How Do I Register For An ArbiterPay Account

[\(/officials/s/article/How-Do-I-Register-For-An-ArbiterPay-Account\)](/officials/s/article/How-Do-I-Register-For-An-ArbiterPay-Account)

Don't see what you're looking for?

[Ask A Question](#)

[Contact Support](#)